



**CMS SYSTEMS SOLUTIONS**  
CASEWARE AUTHORISED DISTRIBUTOR

# **Procedure in downloading the CaseWare Working Papers software**



VERSION 1.00

## **PROCEDURE SUMMARY**

- 1. Download CaseWare Working Papers from the Client Support area of our web site. .... 3**
- 2. When the download process completes, find the file in Downloads and follow the Procedure in installing CaseWare Working Papers .....5**

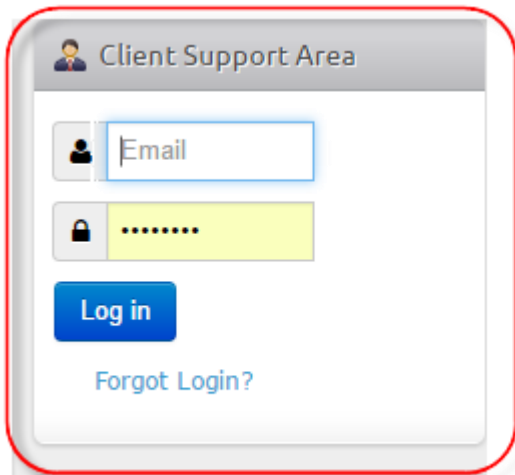
1. Download CaseWare Working Papers from the Client Support Area of our web site.

(Note: We recommend using [Mozilla Firefox](#) or [Google Chrome](#) for browsing our website)

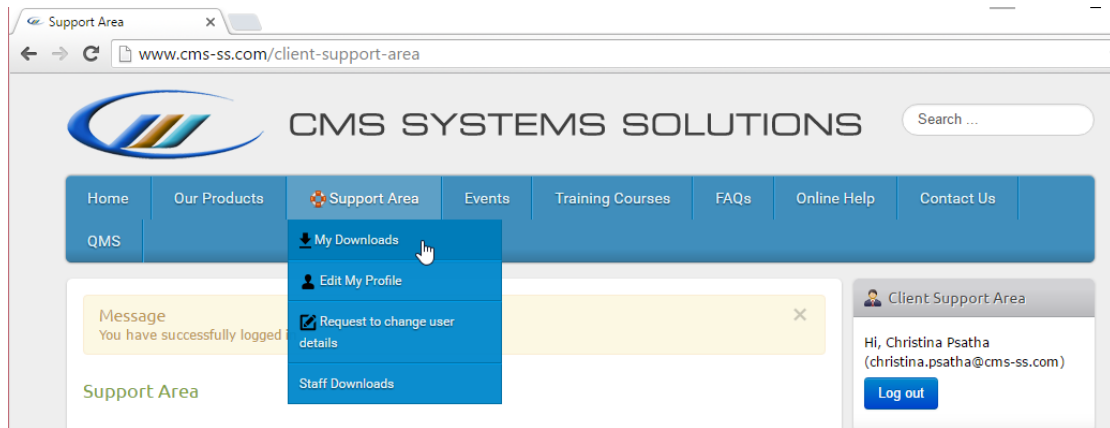
- a. You can access the Client Support Area at <http://www.cms-ss.com/>



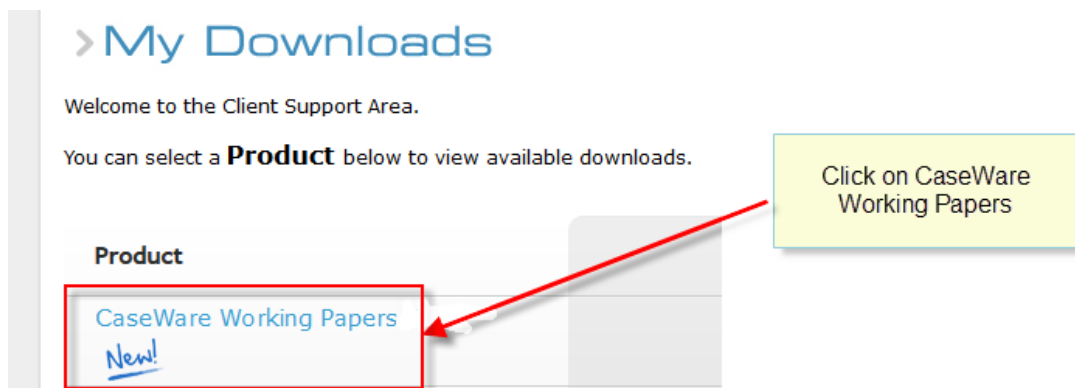
- b. Login using your Email and Password



c. Once logged in, click on the option "Support Area > My Downloads"



d. Select CaseWare Working Papers



e. In Working Papers download page, click to download Working Papers 2019 64bit

**IMPORTANT NOTE: CaseWare Working Papers 2019 does not work on machines with Windows 32bit operating system.**

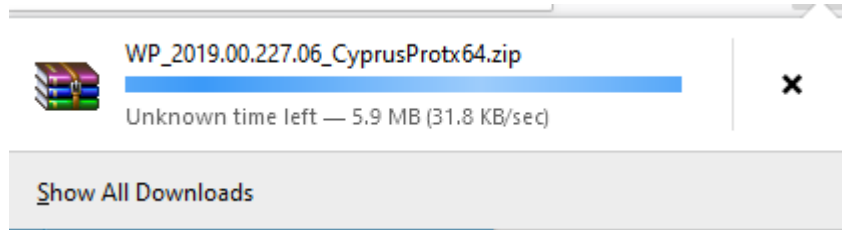
## > Working Papers Downloads

Version: WP2019.00.227

### Working Papers 2019 Files

System Requirements	Working Papers 2019 64-bit
<b>MINIMUM</b>	<ul style="list-style-type: none"><li>• 2 GB RAM</li><li>• 64-bit (x64) processor.</li><li>• Microsoft Windows 7 Professional Service Pack 1 and above</li></ul>
<b>RECOMMENDED</b> (for improved performance)	<ul style="list-style-type: none"><li>• 8 GB RAM</li></ul>
	<a href="#">Download Working Papers 2019 64bit</a>

- f. At the bottom of the page you will see the software downloading. In some cases, a window will pop up and select to Save File.



2. When the download process completes, find the file in Downloads and follow the [Procedure in installing CaseWare Working Papers](#)