



**CMS SYSTEMS SOLUTIONS**  
CASEWARE AUTHORISED DISTRIBUTOR

# **Procedure to Revoke License from an old pc and register the License to the new pc**

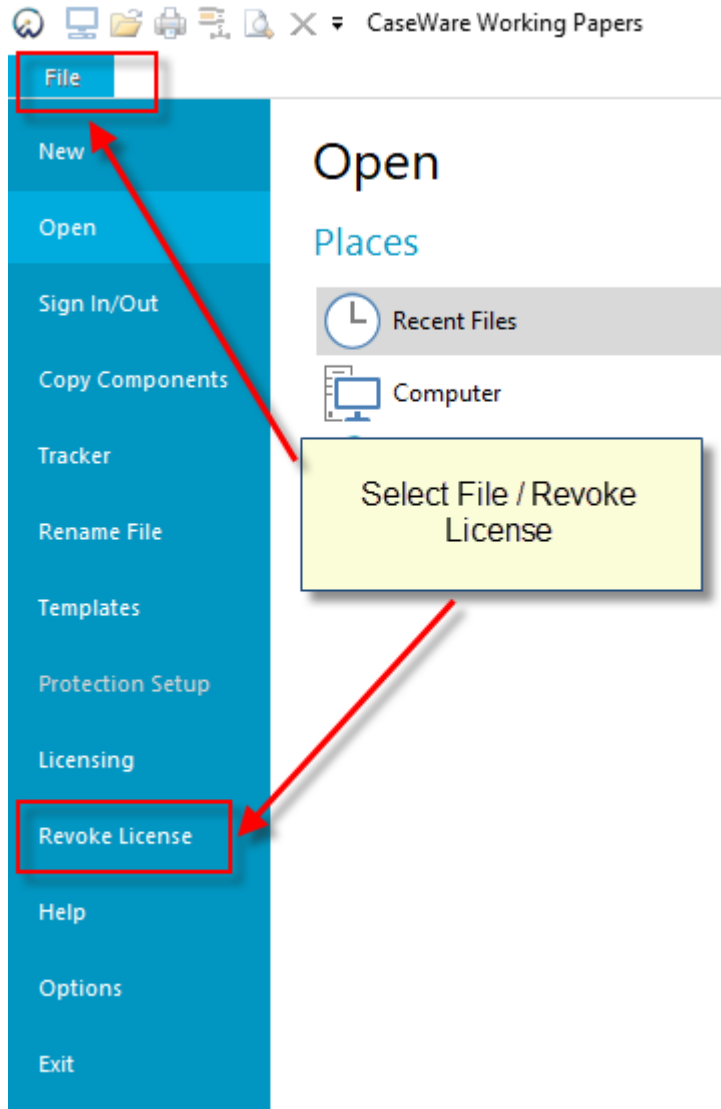


VERSION 1.00

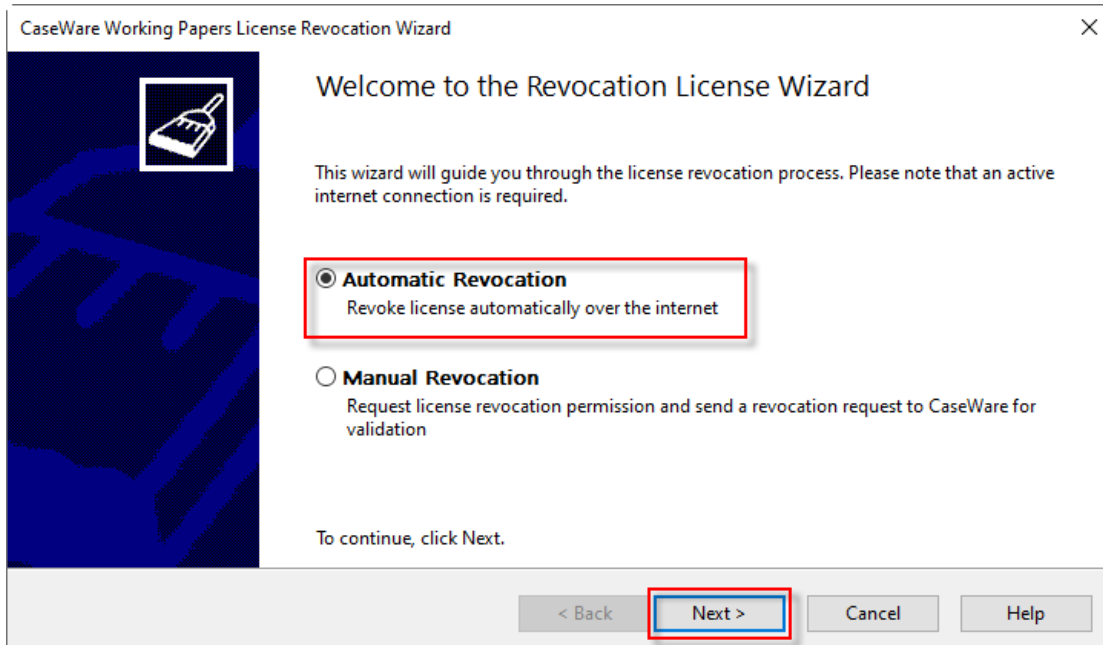
**PROCEDURE SUMMARY**

1. **Open CaseWare Working Papers. Select File / Revoke License ..... 3**
2. **Register the license on a new Pc..... 5**

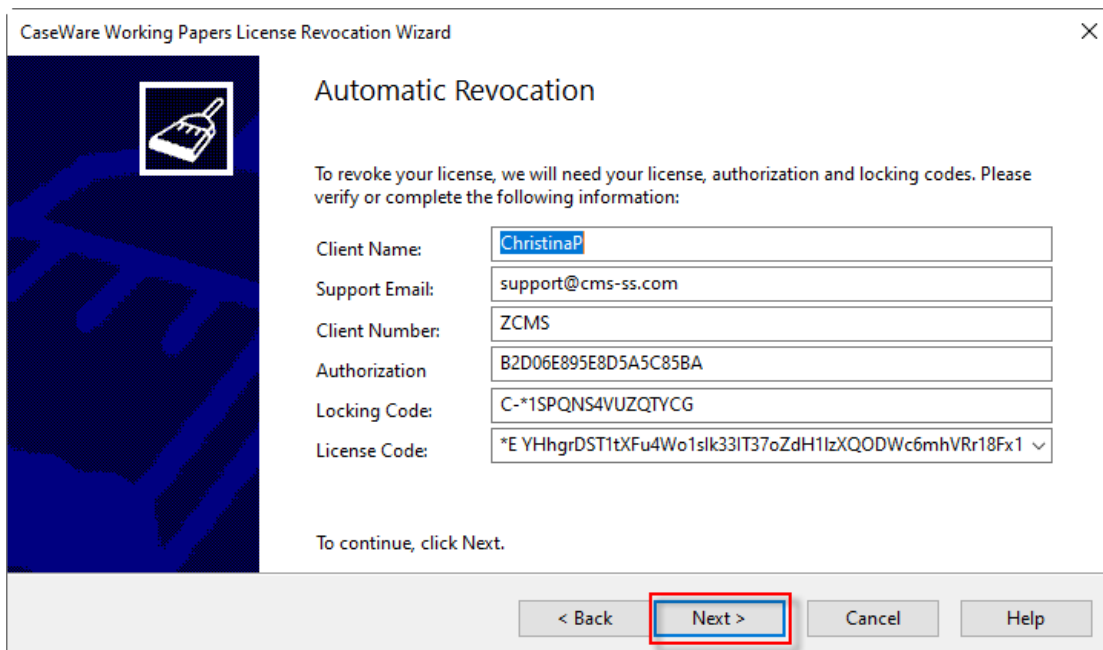
**1. Open CaseWare Working Papers. Select File / Revoke License**



- a. CaseWare Working Papers License Revocation Wizard will appear, leave Automatic Revocation option and click "Next".

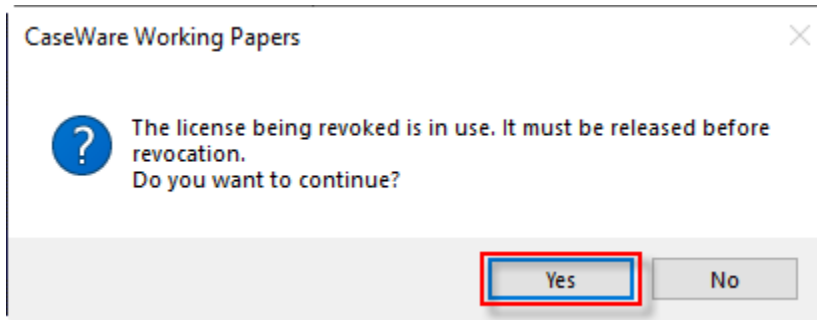


- b. Information about the license will show at the revocation wizard, select "Next".

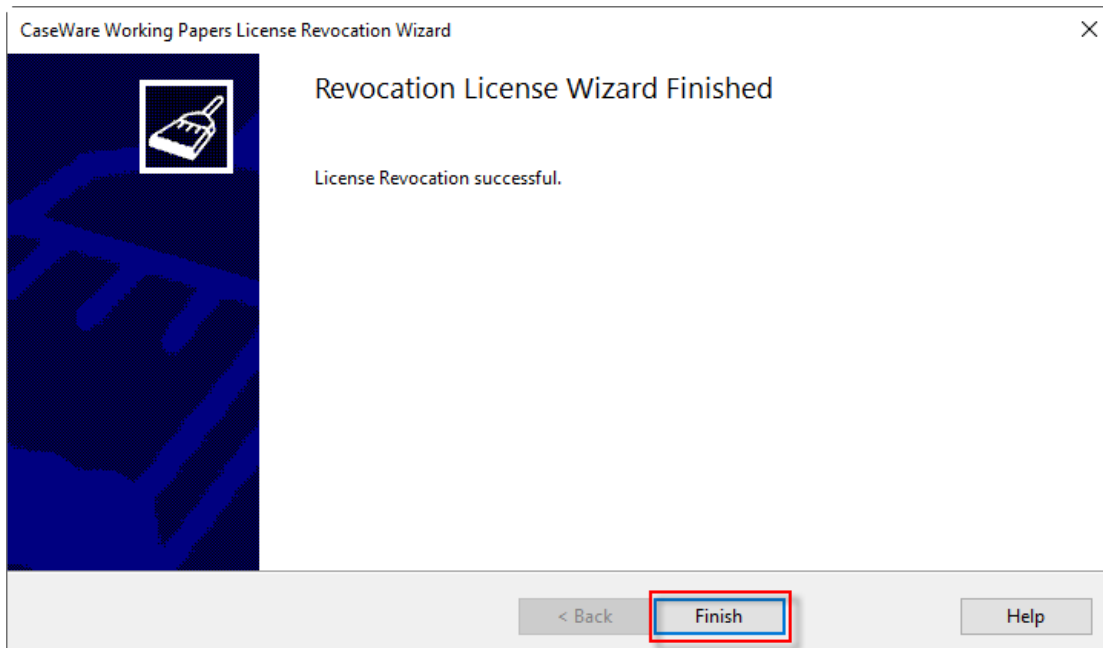


**Note: Copy the Authorization code because you will need it to the registration wizard.**

- c. At the message, select “Yes”.



- d. When Revocation is completed, select “Finish”.

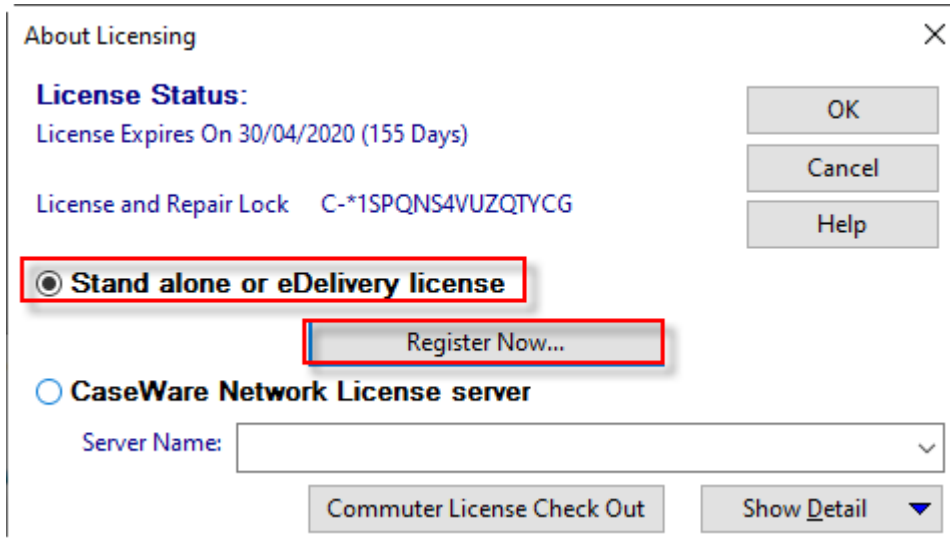


## 2. Register the license on a new Pc

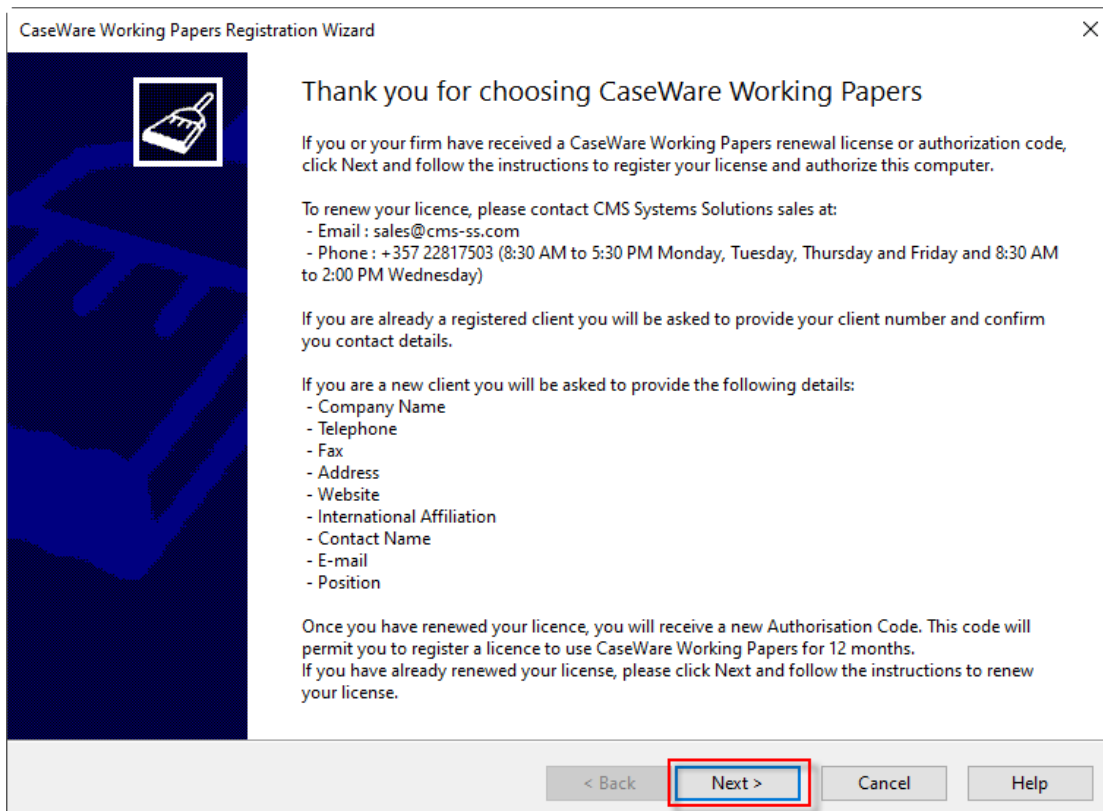
- a. Open CaseWare Working Papers. Select “Register Now”.



- b. By default, appears the option “Stand alone or eDelivery license”, leave it and select “Register Now”.



- c. CaseWare Working Papers Registration Wizard will appear. Select “Next”.



- d. Complete the fields “Authorization Code”, “Name”, “Email Address” and select Next.

CaseWare Working Papers Registration Wizard

### Welcome to the Registration Wizard

You should have received a 20 digit alpha-numeric Authorisation Code from CMS Systems Solutions sales.

This Authorisation Code is shown on your invoice or will have been sent to you either by Email or by fax.

Authorization Code:

Name:

Email Address:

If you are unable to locate your Authorisation Code, please contact CMS Systems Solutions sales at:  
- Email: sales@cms-ss.com  
- Phone: +357 22817503 (8:30 AM to 5:30 PM Monday, Tuesday, Thursday and Friday and 8:30 AM to 2:00 PM Wednesday)

Check here if you do not wish your Computer Name to be sent

To continue, click Next.

< Back **Next >** Cancel Help

- e. At “Select Registration Method” window leave the default option “Register automatically over the internet” and select Next.

CaseWare Working Papers Registration Wizard

### Select Registration Method

**Register automatically over the internet**  
Fastest, easiest registration option, recommended for PC's with internet access.

**Register over the internet from a different PC**  
Fast, easy registration option, uses website to register multiple PC's.

**Register by email**  
Alternate registration where internet access is not available.

**Register by telephone**  
Alternate registration where internet access is not available.

**Enter the license code you have already received**

To continue, click Next.

< Back **Next >** Cancel Help

- f. When registration is completed select "Finish".

